




SUZUKI®

Class	Outboard Engine	Description	OEM Part No.	Blds	Remarks
A	 <p>[8 - 20 hp] 2-1/2" Gearcase</p> <ul style="list-style-type: none"> • DF 8A (4 stroke) 2011 & Newer • DT 9.9 1983-1987 • DF 9.9 (4 stroke) 1996 & Newer • DF 9.9A / 9.9B (4 stroke) 2010 & Newer • DT 15 1983-1988 • DT 15C 1989-1997 • DF 15 (4 stroke) 1996 & Newer • DF 15A / 20A (4 stroke) 2013 & Newer <p>Thru hub exhaust, 10 tooth spline</p>	S15 9 1/4 X 8		3	Rubber Bushing
		S15 9 1/4 X 9	58100-94J00-019	3	
		S15 9 1/4 X 10	58100-93733-019	3	
		S15 9 1/4 X 11	58100-93743-019	3	
		S15 9 1/4 X 12		3	
		S15F 9 1/4 X 8	58100-90L40-019	3	
		S15F 9 1/4 X 9	58100-89L20-019	3	
		S15F 9 1/4 X 10	58100-89L30-019	3	
		S15F 9 1/4 X 11	58100-89L40-019	3	
		S15F 9 1/4 X 12	58100-89L50-019	3	
B	 <p>[20 - 30 hp] 3" Gearcase</p> <ul style="list-style-type: none"> • DT 20 1987-1988 • DT 25 1987-1988 • DT 25C 1989-2000 • DF 25 (4 stroke) 2000 & Newer • DF 25R 2010 & Newer • DF 25A 2014 & Newer • DT 30, 30C 1987-1997 • DF 30 (4 stroke) 2000-2007 • DF 30A 2014 & Newer <p>Fits Johnson/Evinrude outboards:</p> <ul style="list-style-type: none"> • 25hp (4 stroke) 2004 & Newer • 30hp (4 stroke) 2004 & Newer <p>Thru hub exhaust, 10 tooth spline</p>	S30 10 1/4 X 9	58100-96371-019	3	Rubber Bushing
		S30 10 1/4 X 10	58100-96410-019	3	
		S30 10 1/4 X 11	58100-96420-019	3	
		S30 10 1/4 X 12	58100-96430-019	3	
		S30 10 1/4 X 13	58100-96440-019	3	
		S30 10 1/4 X 14	58100-95D00-019	3	
		S30 10 1/4 X 15	58100-96460-019	3	
		C	 <p>[35 - 65 hp] 3-1/4" Gearcase</p> <ul style="list-style-type: none"> • DT 35C 1987-1989 • DT 40 1983-1998 • DF 40 (4 stroke) 1999-2010 • DF 40A (4 stroke) 2010 & Newer • DT 50, 50M 1983-1984 • DF 50 (4 stroke) 1999-2010 • DF 50A (4 stroke, not 50AV) 2010 & Newer • DT 55 1985-1997 • DT 60 1983-1984 • DF 60A (4 stroke, not 60AV) 2010 & Newer • DT 65 1985-1997 <p>Fits Johnson/Evinrude outboards:</p> <ul style="list-style-type: none"> • 40hp (4 stroke) 1999 & Newer • 50hp (4 stroke) 1999 & Newer <p>Thru hub exhaust, 13 tooth spline</p>	S40 11 1/2 X 11	
S40 11 1/2 X 12	58100-95393-019			3	
S40 11 1/2 X 13	58100-94313-019			3	
S40 11 1/2 X 14	58100-95353-019			3	
S40 11 1/4 X 15	58100-95363-019			3	
S40 11 1/8 X 16	58100-88L71-019			3	
S40 11 X 17	58100-88L81-019			3	
U40 12 1/4 X 9				3	Hub Kit (BH-SJC)
U40 11 3/4 X 10				3	
U40 11 5/8 X 11				3	
U40 11 3/8 X 12				3	
U40 11 1/8 X 13				3	
U40 11 1/4 X 14				3	
4U40 10 5/8 X 12	48-8M8026625			4	
4U40 10 3/8 X 13	48-8M8026630			4	
4U40 10 1/8 X 14	48-8M8026635	4			
4U40 10 1/8 X 15	48-8M8026640	4			

Suzuki® is a registered trademark of Suzuki Motor Corporation.



SUZUKI®

Class	Outboard Engine	Description	OEM Part No.	Blds	Remarks
D	 <ul style="list-style-type: none"> • DF 60 (4 stroke) 1998-2009 • DF 70 (4 stroke) 1998-2008 • DT 75 1983-1997 • DT 85 1979-2000 • DT 90 1989-1997 • DT 100 1989-2000 • DT 115 1981-2001 • DT 140 1981-2001 <p>Thru hub exhaust, 13 tooth spline</p>	S60 13 1/2 X 15	58100-94500-019	3	Rubber Bushing
		S60 13 1/4 X 17	58100-94512-019	3	
	   <p>[50 - 140 hp - 4 stroke] 4-1/4" Gearcase</p> <ul style="list-style-type: none"> • DF 50AV (4 stroke) 2015 & Newer • DF 60AV (4 stroke) 2015 & Newer • DF 70A (4 stroke) 2009 & Newer • DF 80A (4 stroke) 2009 & Newer • DF 90 (4 stroke) 2001-2008 • DF 90A (4 stroke) 2009 & Newer • DF 100 (4 stroke) 2009 & Newer • DF 115 (4 stroke) 2001-2012 • DF 115A (4 stroke) 2013 & Newer • DF 140 (4 stroke) 2002-2012 • DF 140A (4 stroke) 2013 & Newer <p>Thru hub exhaust, 15 tooth spline</p>	S90 14 X 15	58100-90J41-019	3	Rubber Bushing
		S90 14 X 16		3	
		S90 14 X 17	58100-90J01-019	3	
		S90 14 X 19	58100-90J11-019	3	
		S90 14 X 21	58100-90J21-019	3	
		U90 14 X 10	48-854342A45	3	
		U90 14 X 11	48-77338A45	3	
		U90 14 X 13	48-77340A45	3	
		U90 13 3/4 X 15	48-77342A45	3	
		U90 13 1/4 X 17	48-77344A45	3	
		U90 13 X 19	48-77346A45	3	
		U90 12 3/4 X 21	48-77348A45	3	
		4U90 13 7/8 X 11	48-8M8026560	4	
		4U90 13 7/8 X 13	48-8M8026570	4	
		4U90 13 3/8 X 15	48-8M8026580	4	
		4U90 13 X 17	48-8M8026590	4	
		4U90 12 1/2 X 19	48-8M8026600	4	
		<p>** BH-SD1 : DF 90 / DF 100 (2009 & Newer), DF 115hp 4 stroke (2001~12)</p> <p>** BH-SD2 : DF 140 4stroke (2002~2012), DF 115 & 140A (2013 & Newer)</p> <p>** BH-SD3 : DF 70A / DF 80A / DF 90A (2009 & Newer)</p>			
E	   <p>[150 - 300 hp] 4-3/4 " Gearcase</p> <ul style="list-style-type: none"> • DT 150 1986-2003 • DF 150 (4 stroke) 2006 & Newer • DF 150TG 2014 & Newer • DT 175 1987 - 1992 • DF 175 (4 stroke) 2006 & Newer • DF 175TG 2014 & Newer • DT 200 1986-2000 • DT 225 1986 - 2003 • DF 200 (4 stroke) 2004 & Newer • DF 200A (4 stroke) 2015 & Newer • DF 200AP (4 stroke) 2015 & Newer • DF 225 (4 stroke) 2004 & Newer • DF 250 (4 stroke) 2004 & Newer • DF 250AP (4 stroke) 2014 & Newer • DF 300 (4 stroke) 2007 & Newer • DF 300AP (4 stroke) 2014 & Newer <p>Thru hub exhaust, 15 tooth spline</p> <p>※ DF200 ~ DF300 : 16 inch diameter propeller recommended</p> <p>** 'LH' means left-hand propeller.</p>	U150 16 X 13	48-78114A45	3	Hub Kit (BH-SE)
		U150 15 1/4 X 15	48-78116A45	3	
		U150 16 X 16	48-16440A45	3	
		U150 15 X 17	48-832828A45	3	
		U150 14 1/2 X 19	48-832830A45	3	
		U150 16 X 20		3	
		U150 16 X 20, LH		3	
		U150 14 1/4 X 21	48-832832A45	3	
		U150 16 X 21 1/2		3	
		U150 16 X 21 1/2, LH		3	
		U150 14 X 23	48-832834A45	3	
		4U150 15 X 16	48-834850A45	4	
		4U150 14 X 17	48-8M0084494	4	
		4U150 14 1/2 X 18	48-834852A45	4	
		4U150 14 X 19	48-8M0084495	4	
		4U150 14 X 20	48-834854A45	4	
4U150 14 X 21	48-8M0084496	4			
S150 16 X 20	99105-00800-20P	3	Plastic Bushing		
S150 16 X 21 1/2	99105-00800-215	3			